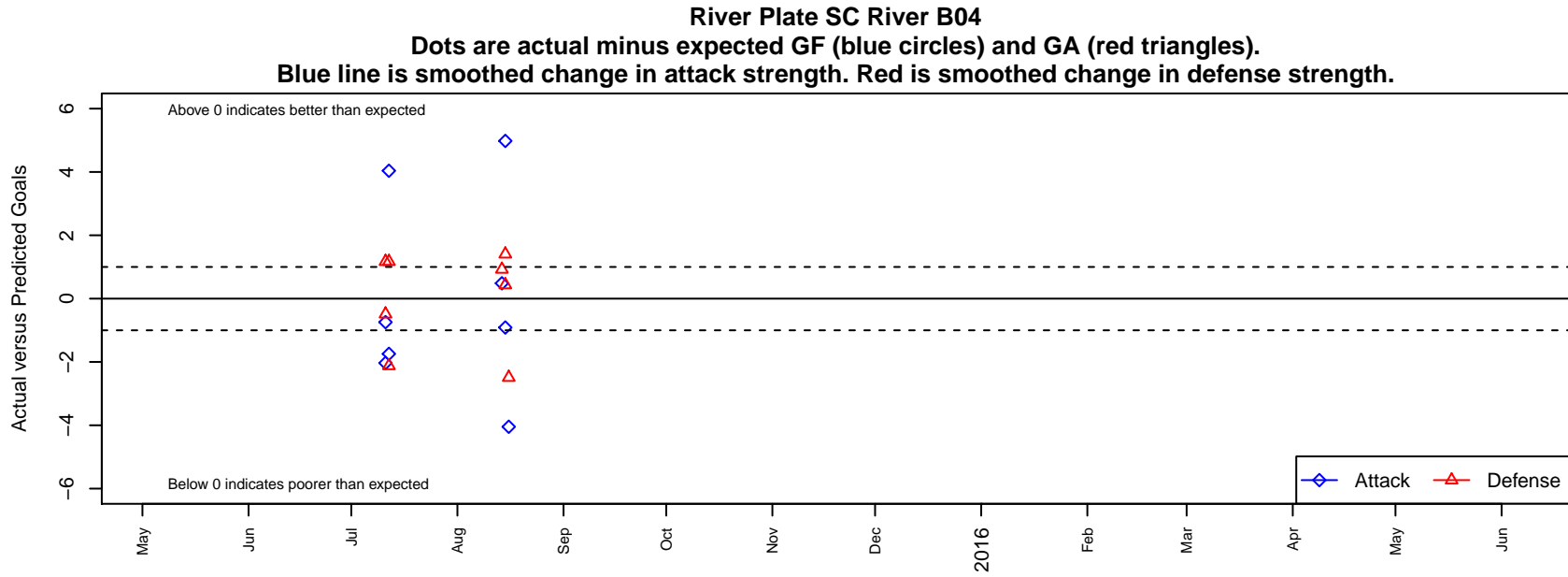


River Plate SC River B04

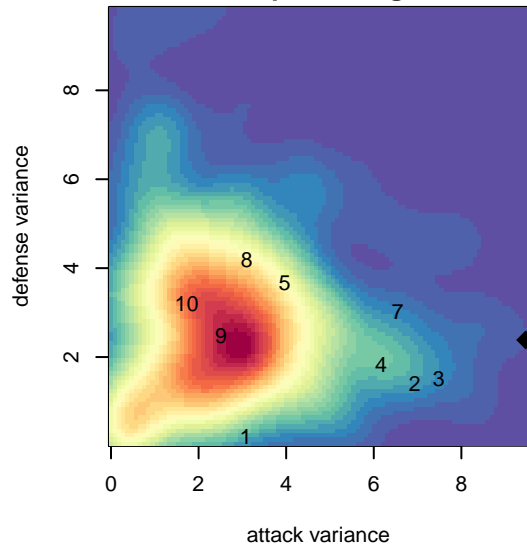
River Plate SC
 NE Portland, OR
 B04 total strength=385
 attack=0.44 defense=0.13
 notes= RPFC; NPS

alt names used:
 River Plate River
 RP River 04

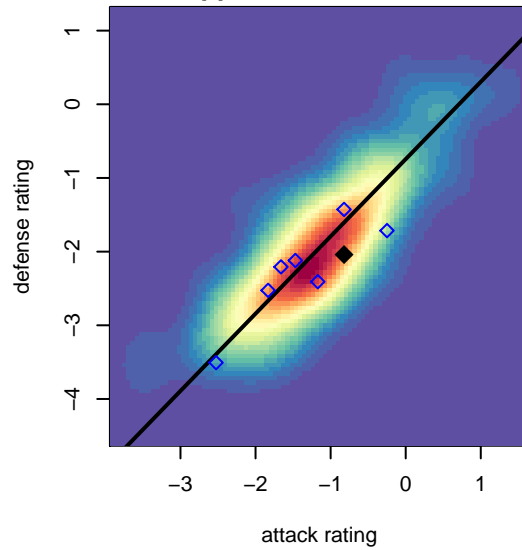
Venues played:
 2015 ETFC Adidas Cup U11
 2015 Mt Hood Challenge U11



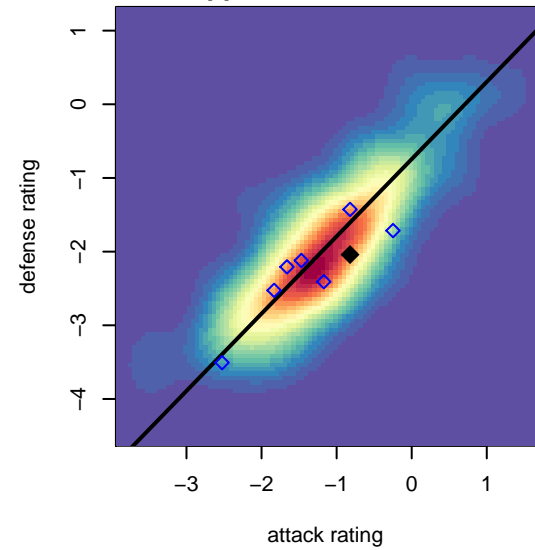
**attack and defense variance (black dot)
relative to other teams
and top 10 in region**



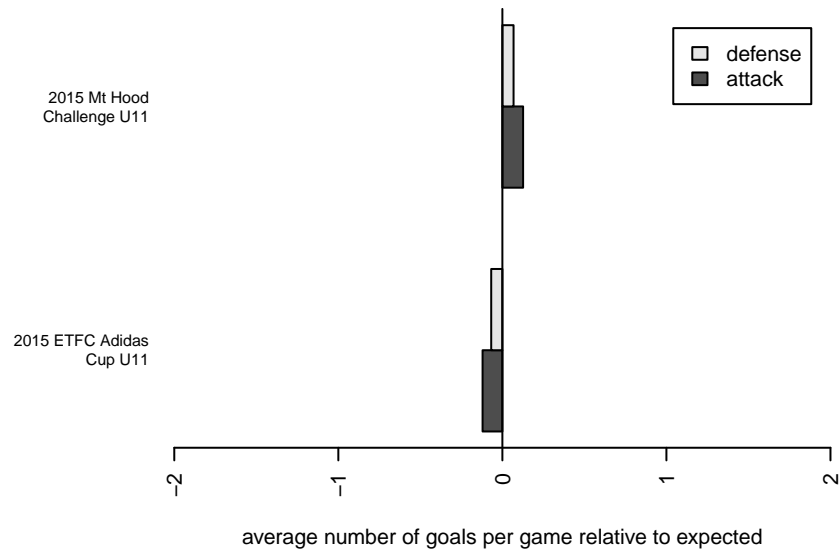
**attack and defense rating
relative to others at age
and all opponents in last 13 months**



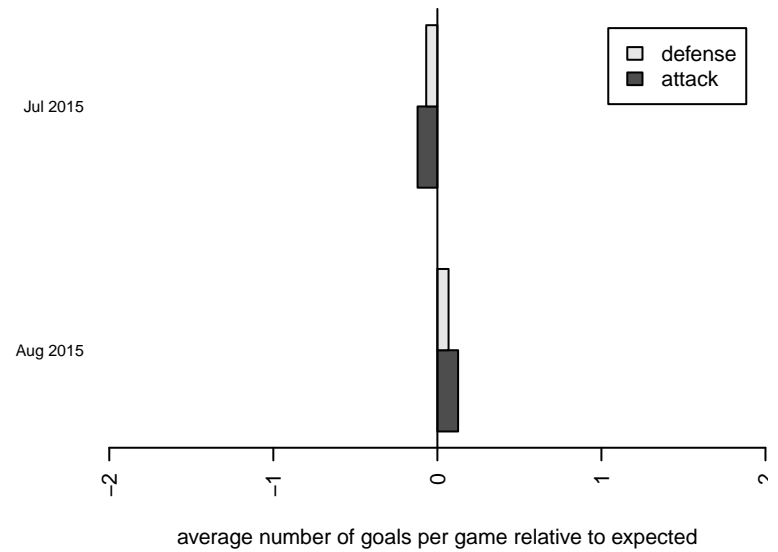
**attack and defense rating
relative to others at age
and all opponents in last 13 months**



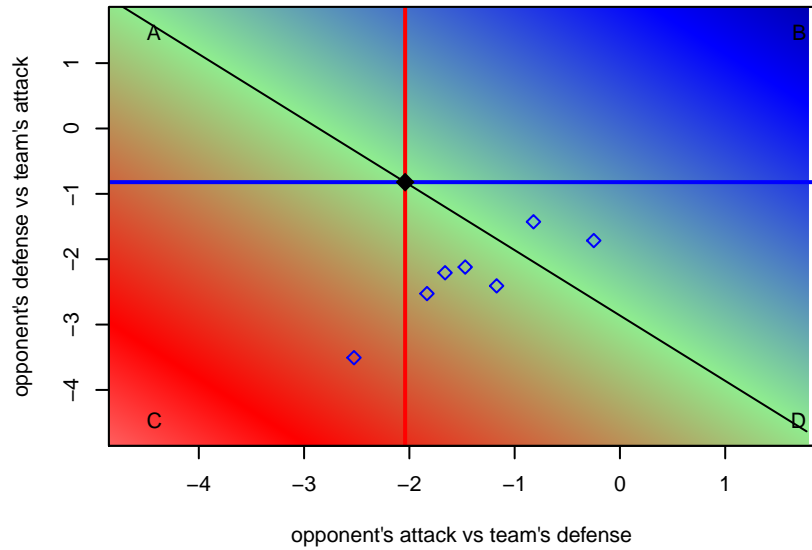
Performance relative to 13 month average



Performance relative to 13 month average



Distribution of opponents
 Red = Lose zone, Blue = Win zone, Green = Even
 Black line separates win/lose zones



lot. A=Neither has attack advantage, B=Opponent has both attack and defense advantage, C=Opponent has both attack and defense disadvantage, D=Both have

date	home		away		venue	pred.home	pred.away
2015-08-16	River Plate SC River B04	1	Thelo Hypervenom B04	5	2015 Mt Hood Challenge U11	5.05	2.51
2015-08-15	River Plate SC River B04	12	FC Columbia County B04	0	2015 Mt Hood Challenge U11	12.91	0.43
2015-08-15	River Plate SC River B04	11	Pacific FC Dynamo B04	0	2015 Mt Hood Challenge U11	6.02	1.40
2015-08-14	3 Rivers Black B05	4	River Plate SC River B04	3	2015 Mt Hood Challenge U11	4.92	2.52
2015-07-12	River Plate SC River B04	8	TFA Barcelona OR B04	4	2015 ETFC Adidas Cup U11	3.96	1.88
2015-07-12	ETFC Santos Black B04	3	River Plate SC River B04	0	2015 ETFC Adidas Cup U11	4.17	1.74
2015-07-11	ETFC Santos Black B04	3	River Plate SC River B04	1	2015 ETFC Adidas Cup U11	4.17	1.74
2015-07-11	ETFC Santos Red B04	2	River Plate SC River B04	2	2015 ETFC Adidas Cup U11	1.51	4.03